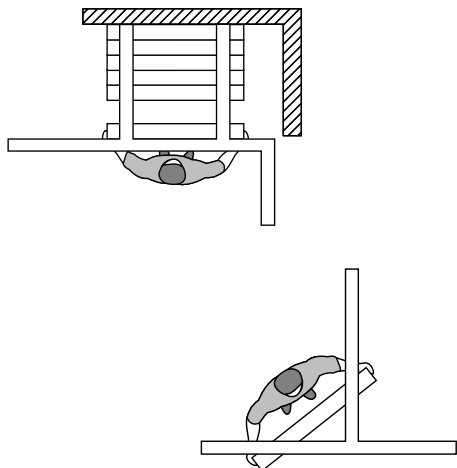


GLASS WALL SPECIFICATIONS

Series GT1 Timber-framed, Omni, Glass Wall



**Top Supported
Side Stack
Individual, Omni-Directional Panels
Manually Operated
Maximum Opening Height:** 10'2" [3.1]
Maximum Opening Width: Unlimited

PRODUCT OVERVIEW:

Select for Special Needs: Use in areas that you wish to divide with a physical, translucent barrier and where sound control is not a requirement.

Standard Features: The perimeter frame is of wood with glass inserts.

Individual, Omni-Directional Panels: Individual, manually operated panels offer maximum room flexibility. The track system enables panels to negotiate turns and be used in alternate locations.

How to Obtain: Hufcor partitions are sold, installed, and serviced by factory-trained local authorized Distributors in the United States and by Licensees and Distributors outside the U.S.A.

Delivery: Panels are custom built for your specific project. Lead times vary due to seasonal fluctuations. Check with your Distributor for the current schedule.

Warranty: Track, carriers, and panel frames are guaranteed for **one year** against defects in material and workmanship. The glass is not included in this warranty.

Product Features and Benefits:

Look for these features when comparing similar products.

1. Feature: Top supported
Benefit: No need for floor tracks or guides that can gather dirt and dust or cause injury.
2. Feature: Hufcor omni-directional tracking systems.
Benefit: Proven performance in thousands of movable wall installations around the world. Enables panels to negotiate turns and be used in alternate locations.
3. Feature: Custom wood glazing beads on all four sides.
Benefit: Allows a choice of laminated or tempered glass for safety, acoustic, or aesthetic requirements.
4. Feature: Triple laminated wood construction
Benefit: Ensures complete three way cross grain lamination for a durable panel construction and added strength.
5. Feature: Custom manufactured to the exact size of the opening.
Benefits: Instead of being locked into pre-determined panel sizes, stack configurations and opening widths, Hufcor timber-framed systems are custom designed to fit the opening allowing for more flexible designs.
6. Feature: Decorative glass options
Benefit: Designers can use the decorative glass options available to enhance all interior decors.
7. Feature: Floor Pin on each panel
Benefit: Engages in floor receptable for panel-to-panel alignment and stability.

IMPORTANT TO NOTE: Although Hufcor makes every attempt to closely replicate the stain color selected, due to natural variations of color, moisture, and graining in different wood species and variations in sanding, staining and finishing techniques, the final stain color may vary from that shown on printed or actual wood color chips and the color cannot be guaranteed.



The standard product may be modified to fit individual job site requirements.
Contact your Hufcor representative for assistance.

GENERAL SPECIFICATIONS/GLASS WALL

Series GT1 Timber-framed, Omni, Glass Wall

PART 1 - GENERAL

1.01 DESCRIPTION

A. General

1. Furnish and install operable glass partitions and suspension system. Provide all labor, materials, tools, equipment, and services for glass operable walls in accordance with provisions of contract documents.

1.02 RELATED WORK BY OTHERS

- A. Preparation of opening will be by General Contractor. Any deviation of site conditions contrary to approved shop drawings must be called to the attention of the architect.
- B. All header, blocking, support structures, jambs, and track enclosures, as required in 1.04 Quality Assurance.
- C. Prepunching of support structure in accordance with approved shop drawings.
- D. Paint or otherwise finishing all trim and other materials adjoining head and jamb of the partitions.

1.03 SUBMITTALS

- A. Complete shop drawings are to be provided prior to fabrication indicating construction and installation details. Shop drawings must be submitted within 60 days after receipt of signed contract.

1.04 QUALITY ASSURANCE

- A. Preparation of the opening shall conform to the criteria set forth per ASTM E557 Standard Practice for Architectural Application and Installation of Operable Partitions.
- B. Glass shall be clear tempered per ASTM C1048-97b.

1.05 PRODUCT DELIVERY, STORAGE, AND HANDLING

- A. Proper storage of partitions before installation and continued protection during and after installation will be the responsibility of the General Contractor. IMPORTANT: Room in which panels are stored and/or installed must be temperature and moisture controlled.

1.06 WARRANTY

- Track, carriers, and panel frames shall be guaranteed for one year against defects in material and workmanship. The glass is not included in this warranty.

PART 2 - PRODUCTS

2.01 ACCEPTABLE MANUFACTURERS

- A. Upon compliance with all of the criteria specified in this section, Manufacturers wishing to bid products similar to the product specified must submit to the architect 10 days prior to bidding complete data in support of compliance and a list of three past installations of products similar to those listed. The submitting manufacturer guarantees the proposed substituted product complies with the product specified and as detailed on the drawings.

2.02 MATERIALS

- A. Product to be top supported, individual, Series GT1 wood-framed glass panels as manufactured by Hufcor.
 1. Panels shall be nominally 1-3/4" [43mm] thick and to 48" [1219] in width.
 2. Wood frame of triple laminated solid wood top and bottom rails and stiles that are constructed from custom made veneers with an engineered wood core.
 - a. Basis of design is Oak
 - b. Optional species:
 - (1) Maple, Cherry, and Douglas Fir are available standards (prices vary).
 - (2) Customer selected species (requires factory approval for manufacturing compatibility)
 3. Vertical lead rails shall contain full height partially recessed rubber bulb seal
 4. Horizontal top & bottom rails shall incorporate continuous contact seals of brown multi-ply vinyl.
 5. Each panel contains a mortise floor pin which extends into a floor mounted plate to stabilize and secure each panel in the opening.
 6. Glass inserts shall be a choice of
 - a. 1/4" [6mm] tempered glass (standard)
 - b. 5/16 [8] laminated glass (factory approval required)
 - c. Custom glass (factory approval required)
 7. Glass shall be glazed using matching solid wood stops one side of panel.
- B. Weight of the panels shall be approximately:
1/4" [6] tempered glass: 7.5 lbs. per sq. ft.

5/16" [8] laminated glass: 8.0 lbs. per sq. ft.

C. Suspension system:

1. Track shall be of clear anodized architectural grade extruded aluminum alloy 6063-T6. Track design shall provide integral support for adjoining ceiling, soffit, or plenum sound barrier. Track shall be connected to the structural support by pairs of 3/8" [10] dia. threaded steel hanger rods.
 - a. Each panel shall be supported by two 2-wheeled counter-rotating horizontal carriers. Wheels to be of precision ground steel ball bearings encased with molded polymer tires.

D. Finishes

1. Aluminum track shall be clear anodized
 - a. Optional upgrade:
 - (1) custom anodized
 - (2) custom powder coated
2. Wood frame shall be furnished stained and finished with a matte polyurethane.
 - a. Select stain color from standard Hufcor stains:
 - (a) Fruitwood
 - (b) Dark Oak
 - (c) Wheat
 - (d) Cordovan
 - b. Premium stains available at an upcharge to be selected from the Sherwin Williams® Sher-Wood BAC wiping stains Color Selector. Due to variation of wood grains and moisture content, Hufcor will attempt to closely match selected stain colors; however, exact stain matching cannot be guaranteed.
 - c. Custom stains available at an upcharge. Due to variation of wood grains and moisture content, Hufcor will attempt to closely match custom stains, however, exact stain matching cannot be guaranteed.
 - d. Panels may be ordered unfinished for field finishing. Although care is taken to ensure products do not warp or twist, unfinished panels may experience wood warpage due to humidity and heat variations. Customer assumes responsibility for proper finishing and no warranty will be provided.
3. Hardware finish to be (select one)
 - a. Polished Brass (standard) (a/k/a Resista)
 - b. Antique Brass (standard)
 - c. Satin Nickel (standard)
 - d. Optional Upgrade (may extend lead times)
 - (1) Polished Chrome
 - (2) Matte Black
 - (3) Oil Rubbed Bronze (a/k/a Rustic Umber)

E. Available Accessories/Options

1. Inset pass door of the same thickness and construction as the basic panels, one-way swing.
 - a. Hoppe Munchen style handle
 - (1) Optional upgrade: Lock to be keyed for Schlage brand
2. Hinged closure panel of the same thickness and construction as the basic panels, one-way swing (select as required):
 - a. Hoppe Munchen style handle
 - (1) Optional upgrade: Lock to be keyed for Schlage brand
3. Floor Locks
 - a. Adams Rite thumb turn floor lock
 - b. Adams Rite keyed floor lock
4. Optional glass etching and decals available

2.03 OPERATION

- A. Panels shall be manually moved from the storage area, positioned in the opening, and either edge activated or face activated floorbolts set.
- B. Final partition closure to be by (select one):
 1. Hinged Closure with handle
 2. Overlapping the opening
 3. 2" [51] trail gap
- C. Stack/Store Panels
 1. Retract floorbolt and move to storage area. Panels are stored on stacks in storage area(s).

PART 3 - EXECUTION

- A. Installation. The complete installation of the glass wall system shall be by an authorized factory-trained installer and be in strict accordance with the approved shop drawings and manufacturer's standard printed specifications, instructions, and recommendations.
- B. Cleaning
 1. All track and panel surfaces shall be wiped clean and free of handprints, grease, and soil per specific instructions.



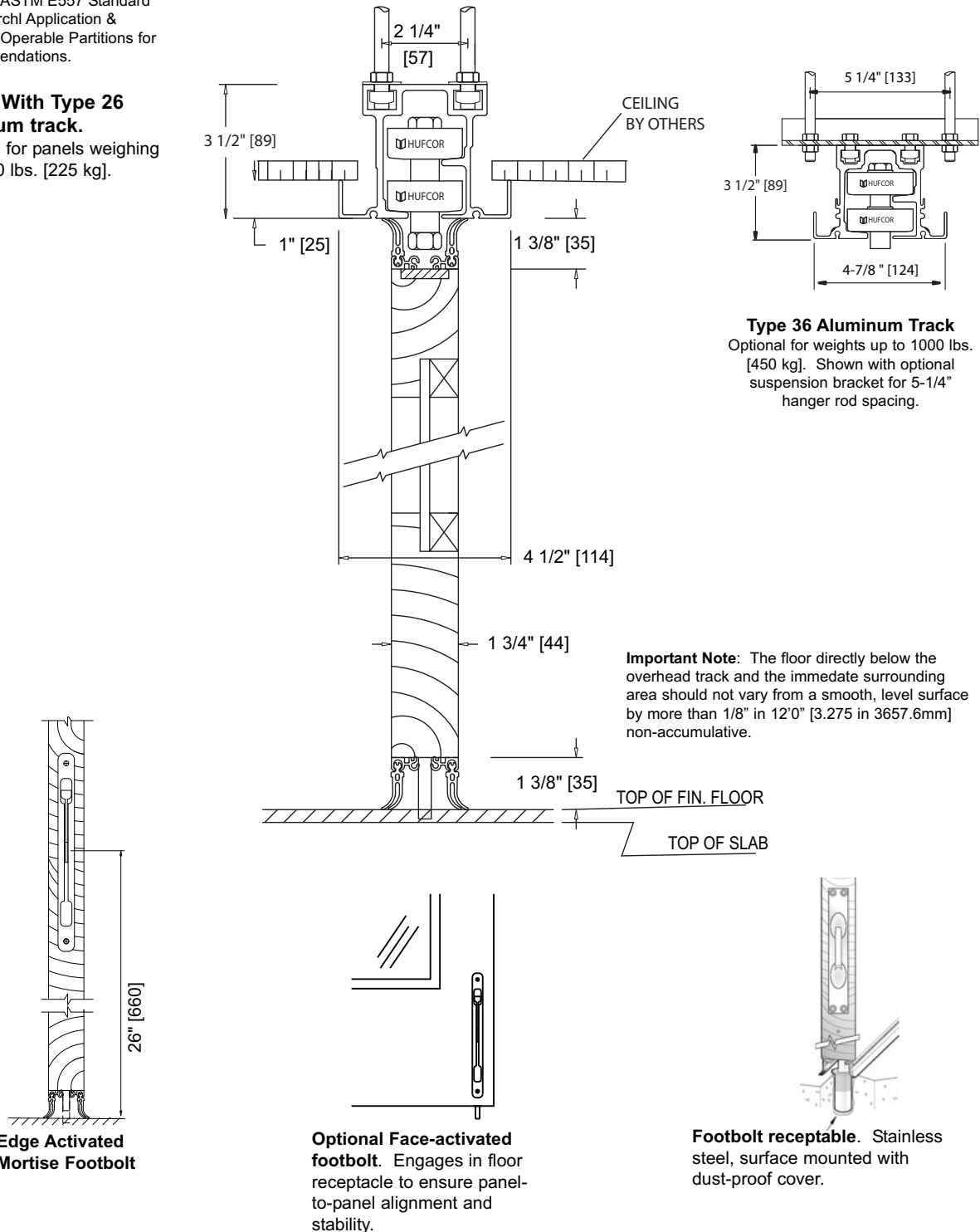
2. Optional specialty glass requires special cleaning per instructions provided.
 3. Cartoning and other installation debris shall be removed to on-site waste collection area, provided by others.
- C. Training
1. Installer shall demonstrate proper operation and maintenance procedures to owner's representative.
 2. Owners manuals shall be provided to owner's representative.

Header shown for plenum sound enclosure is one of several that may be used. See ASTM E557 Standard Practice for Archl Application & Installation of Operable Partitions for other recommendations.

Shown With Type 26 aluminum track.

Standard for panels weighing up to 500 lbs. [225 kg].

VERTICAL SECTIONS



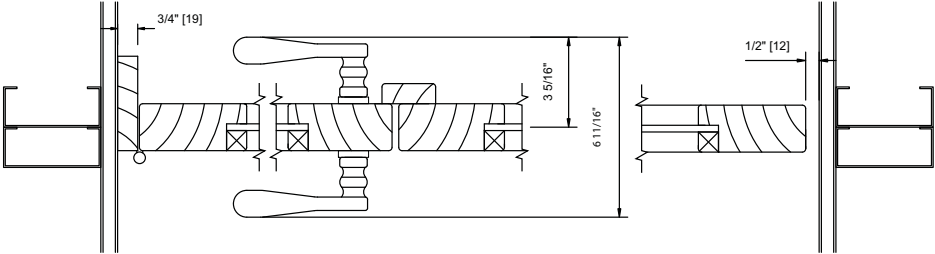
Important Note: The floor directly below the overhead track and the immediate surrounding area should not vary from a smooth, level surface by more than 1/8" in 12'0" [3.275 in 3657.6mm] non-accumulative.

Series GT1 Timber-framed, Omni, Glass Wall

DETAILS

HORIZONTAL SECTION

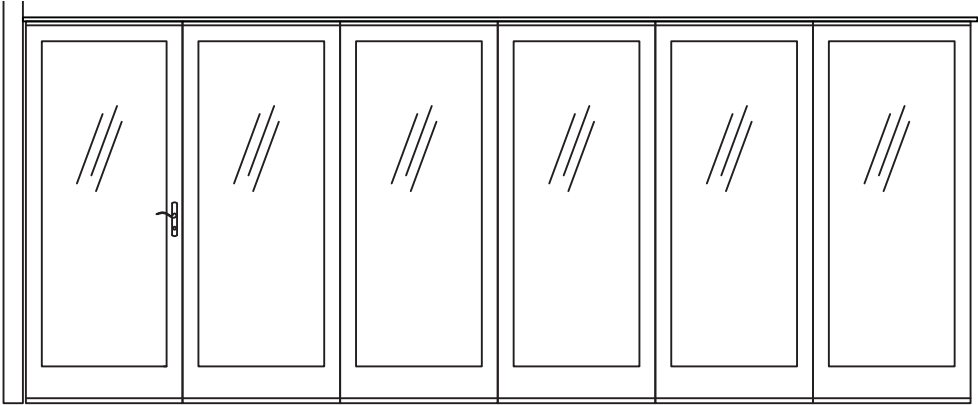
Hinged Closure Panel with Lead Jamb



Width Options: 16" - 48" [406-1219]

ELEVATION


With Hinged Closure Panel



Hinged Closure
Options: 16"-48"
[406-1219] widths

Strike Panel Basic Basic Basic Lead

With In-Line Pass Door Panel



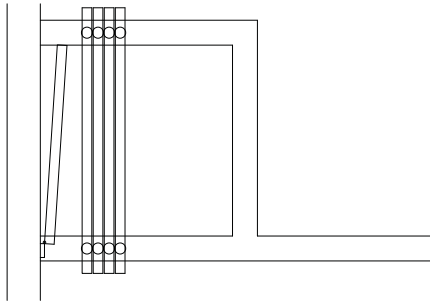
Anchor Panel Pass Door Strike Panel Basic Lead
48" wide [1219] 36" Wide

Series GT1 Timber-framed, Omni, Glass Wall

Stack Dimensions

Stack depth and width dimensions are based on a flat stack. Angled stacks require additional space. Contact your Hufcor Distributor for angled stack requirements. Stacks shown are those most commonly used. Stacks may be modified to fit job site needs.

Wall to wall opening with hinged closure panel - H Stack



TYPE 1

Stack Depth:

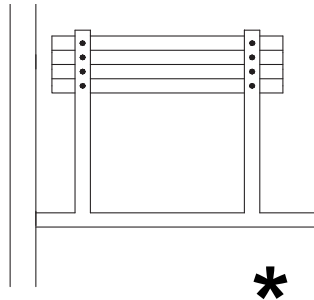
3" [76] per panel + 7" [178] for hinged closure handle

3" [76] per panel + 7" [178] for optional pass door.

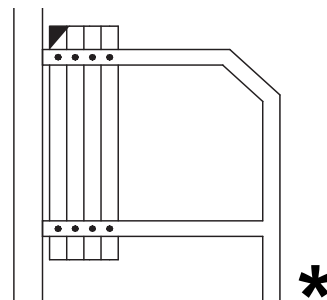
Stack Width:

Calculate maximum panel width + 4" [101] finger clearance


The Type 1 stack shown above is the most often used for simple omni-directional layouts. Following are additional common stack configurations. Stacks are not limited to these configurations and may be built to fit each job requirement. Consult your Hufcor representative for design assistance.



TYPE 2



TYPE 4



CAUTION

Body space is needed to access the panels and move them into position. Be certain to consult your Hufcor representative before constructing walls in pocket/stack areas. This is important for all configurations.

World headquarters:

Hufcor Inc.
P.O. Box 5591
Janesville, WI USA 53547-0591
1-800-542-2371 ext. 214; 1-608-756-1241
FAX: 1-608-758-8253
E-mail: info@hufcor.com
Website: www.hufcor.com

The manufacturer reserves the right to improve and
change product without notice.